

Cooperative Learning Lesson Peer Editing and Revision

Terry Dopson
EDUC 443

Tuesday April 19, 2021

What are we doing today?

1. Inside-Outside Circle
2. Peer Editing in Groups of 4
3. Debrief - Talk about the experience

Warm Up - Journal:

1. What are the strengths of my essay?
2. What could I improve in my essay?

No Homework!

I will be collecting your rough drafts to read. I will give you feedback so you can finish your final draft.

Standards and Objectives

California Common Core State Standards

W.9-10.5 Develop and strengthen writing as needed by planning, revising, editing, rewriting, or trying a new approach, focusing on addressing what is most significant for a specific purpose and audience. (Editing for conventions should demonstrate command of Language standards 1–3 up to and including grades 9–10.)

W.9-10.6 Use technology, including the Internet, to produce, publish, and update individual or shared writing products, taking advantage of technology's capacity to link to other information and to display information flexibly and dynamically.

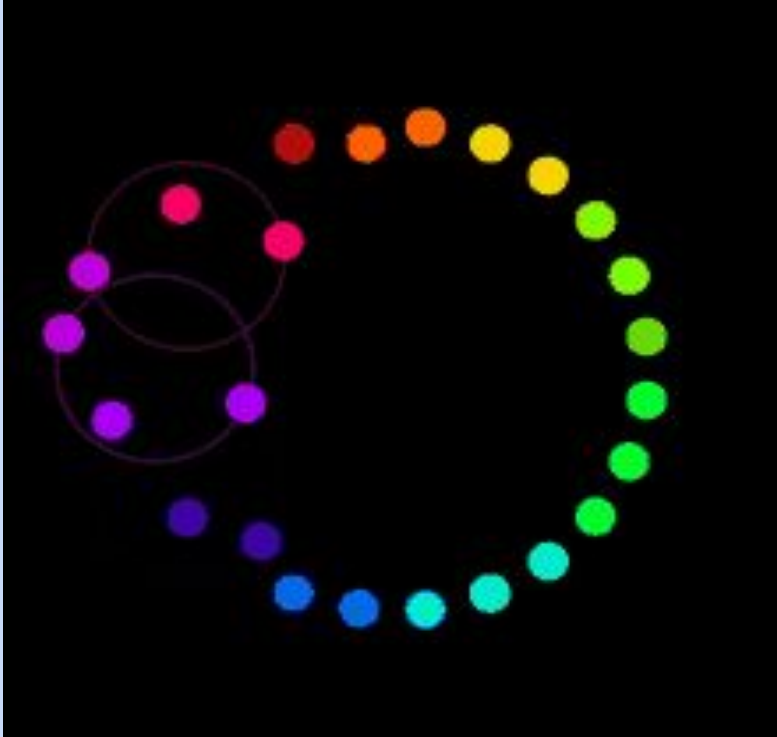
Objectives

Content Objective: By the end of the lesson, students will demonstrate how to peer review a classmate's essay. Students will use feedback to improve the second draft of their essay.

Language Objectives:

- Students will demonstrate how to provide written and spoken feedback to a classmate.
- Students will demonstrate how to edit and revise an essay.

Inside Outside Circle



Discuss:

1. What are the strengths of my essay?
2. What could I improve in my essay?

Today's Topic: Revising and Editing Essays

Revision and Editing



https://top.duke.edu/downloads/writing_center/sample/intro_print.html

Let's try it!

1. The teacher will tell you where to sit and who to sit with.
2. **5 Minutes:** reading paper
3. **2 Minutes:** explain revisions/edits
4. Repeat



Roleplay

What not to do

and

What to do



How To Edit in Google Docs

<https://screencast-o-matic.com/watch/creY00VVhcX>

Essay Rubric: Character Traits of an Effective Leader

Essay Prompt:

There are many leaders in the world, but what makes a leader stand out among the rest?

In a 5 paragraph essay, describe three character traits that a leader must possess to be effective in their role. Use quality print and internet sources such as news articles and journal articles to support your reasoning.

Essay Rubric:

CATEGORY	4 - Above Standards	3 - Meets Standards	2 - Approaching Standards	1 - Below Standards	Score
Attention Grabber	The introductory paragraph has a strong hook or attention grabber that is appropriate for the audience. It may contain a strong statement, a relevant quotation, statistic, or question addressed to the reader.	The introductory paragraph has a hook or attention grabber, but it is weak, rambling or inappropriate for the audience.	The author has an interesting introductory paragraph but the connection to the topic is not clear.	The introductory paragraph is not interesting AND is not relevant to the topic.	____/4 Points
Focus or Thesis Statement	The thesis statement names the topic of the essay and outlines the main points to be discussed.	The thesis statement names the topic of the essay.	The thesis statement outlines some or all of the main points to be discussed but does not name the topic.	The thesis statement does not name the topic AND does not preview what will be discussed.	____/4 Points
Support for Position 2 Concrete Details per paragraph	Includes 6 pieces of evidence (facts, statistics, examples, real-life experiences) that support the position statement.	Includes 4 or more pieces of evidence (facts, statistics, examples, real-life experiences) that support the position statement.	Includes 2 pieces of evidence (facts, statistics, examples, real-life experiences) that support the position statement.	Includes 1 or fewer pieces of evidence (facts, statistics, examples, real-life experiences).	____/12 Points

Use the rubric to guide your feedback.

[Click here to start](#)

Read Papers #1




Explain Your Revisions/Edits

2 Minutes Per Person



Switch Partners



Read Papers #2




Explain Your Revisions/Edits

2 Minutes Per Person



Switch Partners



Read Papers #3




Explain Your Revisions/Edits

2 Minutes Per Person



Switch Partners

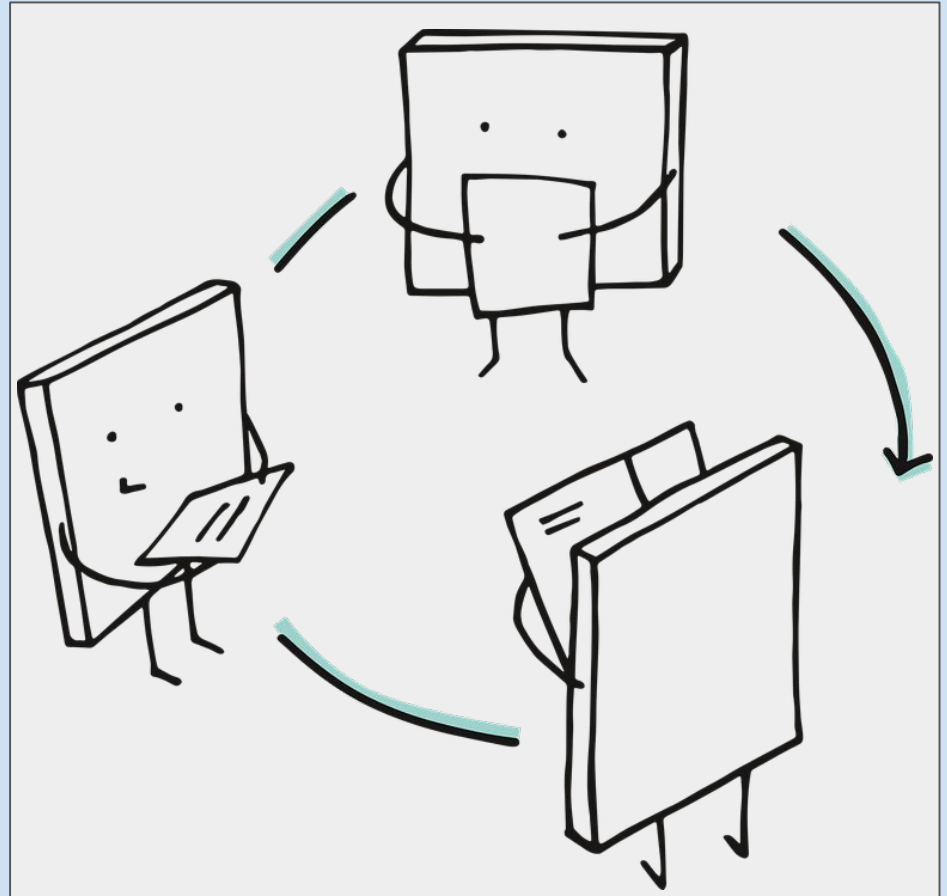


RoundRobin

Talk to your group:

1. What are the strengths of your paper?
2. What can you do to improve your paper?
3. Did your responses change between the beginning of class and the end of class?

Make sure everyone gets the chance to talk!



End of Class

Exit ticket: Submit your essay to the teacher. Teacher will review and provide feedback.

No homework tonight!

Next Time: Teacher will give essay back to you to write the final draft.

Review Objectives

Content Objective: By the end of the lesson, students will demonstrate how to peer review a classmate's essay. Students will use feedback to improve the second draft of their essay.

Language Objectives:

- Students will demonstrate how to provide written and spoken feedback to a classmate.
- Students will demonstrate how to edit and revise an essay.